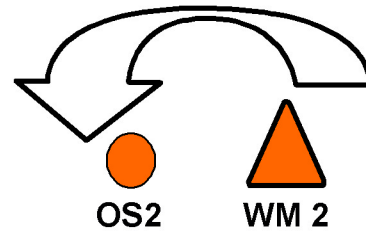
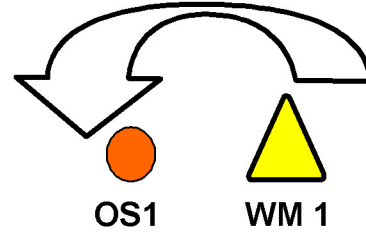



# RegattaPRO Summer One Design Series

## Attachment "A" Courses



### COURSES

Courses shall be identified with numerical pennants

1. S - WM1 - OS1 - F
2. S - WM1 - OS1 - LM - WM1 - OS1 - F
3. S - WM1 - OS1 - LM - WM2 - OS2 - F
4. S - WM2 - OS2 - F
5. S - WM2 - OS2 - LM - WM2 - OS2 - F

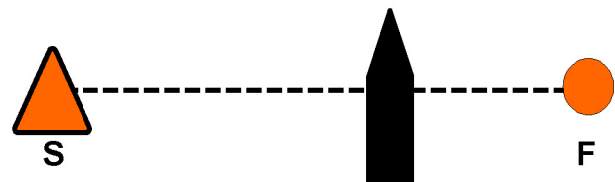
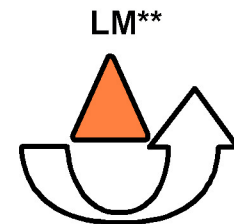
ALL MARKS SHALL BE LEFT TO PORT\*\*

\*\* The Leeward Mark "LM" may be changed to a gate if conditions dictate. If so, boats shall pass between the two marks, then may round in either direction.

Under some conditions "WM2" and "OS2" may not be set.

### DESCRIPTION OF MARKS

WM1	Yellow inflatable mark
WM2	Red/Orange inflatable mark
LM	Red/Orange inflatable mark(s)
OS1	Orange ball
OS2	Orange ball
S	Red/Orange inflatable mark
F	Orange ball



**COURSE LAYOUT IS NOT TO SCALE OR PROPORTION**